




Universal finger and rope jump off protection for traction sheaves and diverter pulleys



Universal mounting possibilities for vertical rope departure




Example 1
Front side
engine frame
mounting




Example 2
Lateral
engine frame
mounting


Mounting examples for inclined rope departure



Example 3
Low rope
departure



Example 4
High rope
departure

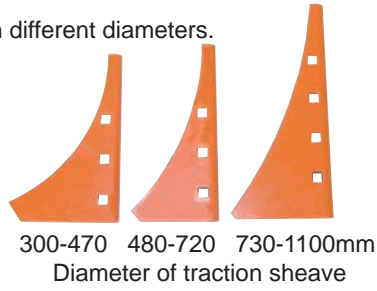


Example 5
Rope departure
is located
outside of
the engine
frame



Universal finger and rope jump off protection for traction sheaves and diverter pulleys

Prevention of shearing points by arched cutouts with different diameters.



High form stability by means of double angle fixation

Suitable for traction sheave width up to 154mm

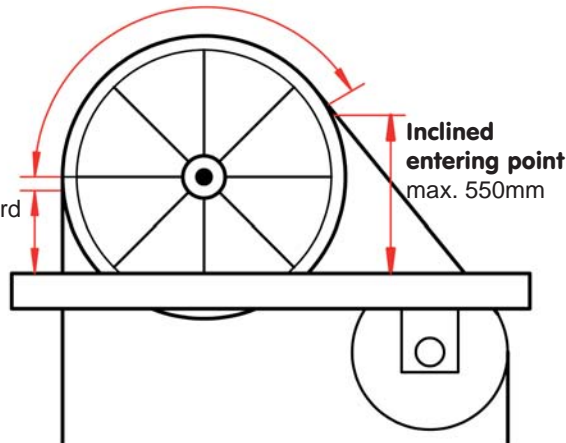


With extension plates suitable for traction sheave width 155-218mm



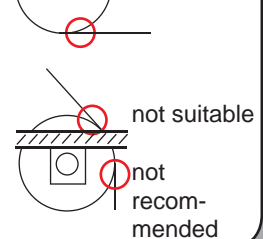
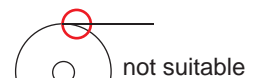
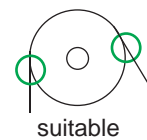
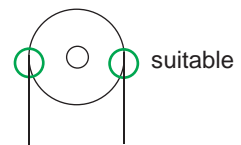
Suitable for rope wrap angle of 130°-180°

Vertical entering point
max. 250mm standard
max. 600mm with accessory bent

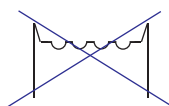


Inclined entering point
max. 550mm

Suitable entering points overview



Advice:
Please note the advice „Protective covers on rotating parts“ on page 155.



Not suitable for traction sheaves with a flanged wheel.

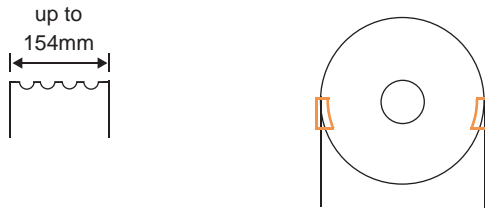


© 10/2009



Finger and rope jump off protection

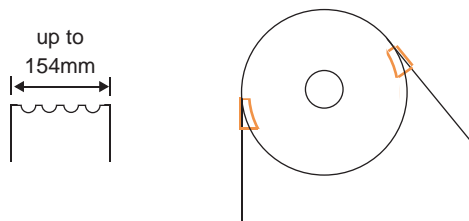
Scope of delivery for bilateral vertical rope departure



Art.no.	Finger and rope jump off protection	for traction sheave diameter
79828	FuS 300-470 vertical	300-470mm
79829	FuS 480-720 vertical	480-720mm
79830	FuS 730-1100 vertical	730-1100mm



Scope of delivery with one heightening bent for one vertical and one inclined rope departure




Art.no.	Finger and rope jump off protection	for traction sheave diameter
79831	FuS 300-470 inclined	300-470mm
79832	FuS 480-720 inclined	480-720mm
79833	FuS 730-1100 inclined	730-1100mm

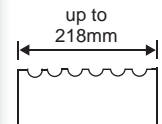


Accessories, individual parts


Art.no.	Traction sheave extension plate up to 218mm	for traction sheave diameter
79835	FuS Tv 218/300-470	300-470mm
79836	FuS Tv 218/480-720	480-720mm
79837	FuS Tv 218/730-1100	730-1100mm



One package for both sides



Art.no.	Heightening bent for vertical rope departure	for entering point height
79834	FuS Bent 600	up to 600mm



A detailed mounting instruction is included in every delivery.

