




Universal car apron




Universal car apron according to EN 81-1 8.4 and EN 81-2 8.4

Made of galvanized metal sheet, 750mm long with chamfer at the lower edge, incl. fastening angles and reinforcing struts, as well as tapping and wood screws (for the fixation under the doorsill).



Scope of delivery



Version in stainless steel, ground with grain size 240

Art.no. Version in steel sheet	Art.no. Version in stainless steel**	Description	Art.no. Version in steel sheet	Art.no. Version in stainless steel**	Description
78530	63452	750mm wide, for DW 700mm	63344	63471	1700mm wide, for DW 1650mm*
63194	63453	800mm wide, for DW 750mm	63345	63472	1750mm wide, for DW 1700mm*
78531	63454	850mm wide, for DW 800mm	63346	63473	1800mm wide, for DW 1750mm*
63195	63455	900mm wide, for DW 850mm	63347	63474	1850mm wide, for DW 1800mm*
78532	63456	950mm wide, for DW 900mm	63348	63475	1900mm wide, for DW 1850mm*
63196	63457	1000mm wide, for DW 950mm	63349	63476	1950mm wide, for DW 1900mm*
63197	63458	1050mm wide, for DW 1000mm	63350	63477	2000mm wide, for DW 1950mm*
63198	63459	1100mm wide, for DW 1050mm	63351	63478	2050mm wide, for DW 2000mm*
63199	63460	1150mm wide, for DW 1100mm	63352	63479	2100mm wide, for DW 2050mm*
63200	63461	1200mm wide, for DW 1150mm	63353	63480	2150mm wide, for DW 2100mm*
63201	63462	1250mm wide, for DW 1200mm	63354	63481	2200mm wide, for DW 2150mm*
63336	63463	1300mm wide, for DW 1250mm	63355	63482	2250mm wide, for DW 2200mm*
63337	63464	1350mm wide, for DW 1300mm	63356	63483	2300mm wide, for DW 2250mm*
63338	63465	1400mm wide, for DW 1350mm	63357	63484	2350mm wide, for DW 2300mm*
63339	63466	1450mm wide, for DW 1400mm	63358	63485	2400mm wide, for DW 2350mm*
63340	63467	1500mm wide, for DW 1450mm	63359	63486	2450mm wide, for DW 2400mm*
63341	63468	1550mm wide, for DW 1500mm*	63360	63487	2500mm wide, for DW 2450mm*
63342	63469	1600mm wide, for DW 1550mm*	63361	63488	2550mm wide, for DW 2500mm*
63343	63470	1650mm wide, for DW 1600mm*			

*From a door width of 1500mm a third reinforcing strut ist supplied.

**Fixation struts made of hot-dip galvanised steel sheet

