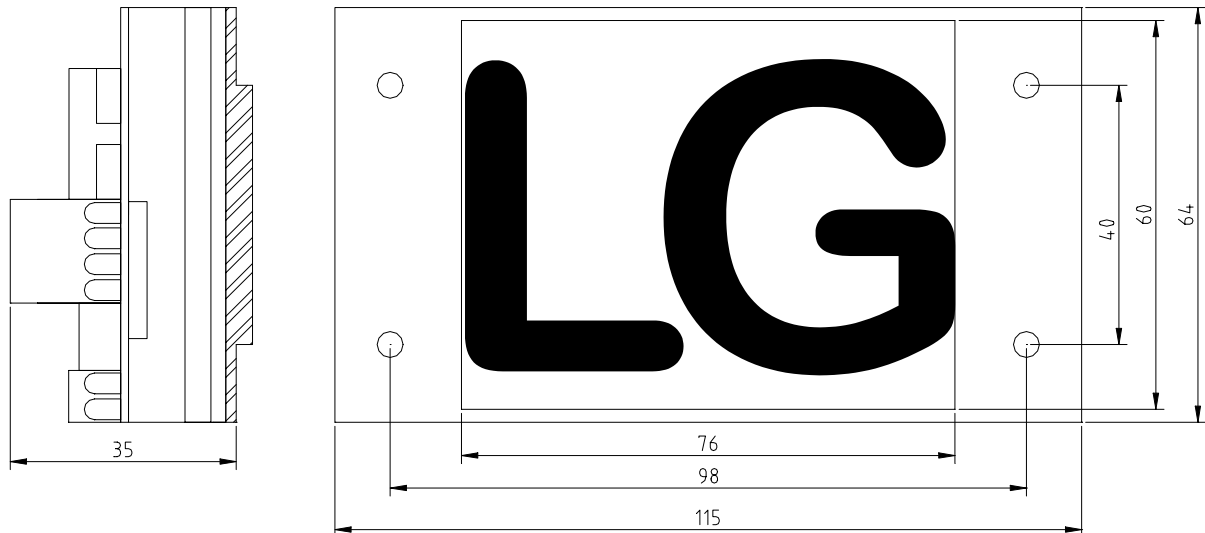


MFLCD35**Faceplate Cut-Out: 60(h) x 76(w) mm****Fixings: 4x M3x30mm studs****Description**

Full colour TFT LCD display: 256,000 colours, 76(w) x 58(h) viewing area, 320x240 pixel resolution, wide viewing angle: 140 degrees (left to right), high brightness: 400cd/m²

Compact design; directly replaces MFDU50-2(A) dot matrix indicator.

Huge choice of background, floor character and message colour combinations along with variety of font designs.

Standard Floor Library

0 to 31, A to Z, -1 to -8, B1 to B8
LB, UB, SB, LG, UG, LM, UM, MZ, SL, CP, GR, 04, 03, 02, 01

Standard Features

- Double character position
- Override hall lantern arrows
- Out of service symbol
- Horizontal scrolling messages
- Vertical scrolling (floor changes)

Switch Selectable Features

- Scrolling running arrow inserted between roll-over floor changes
- Hall lantern floor designations
- Landing or car indicator function
- Electronic chime volume

Electrical Detail

Continuous power supply: 12vdc to 37vdc or 12vac to 24vac
Power supply consumption: 240mA @12vdc

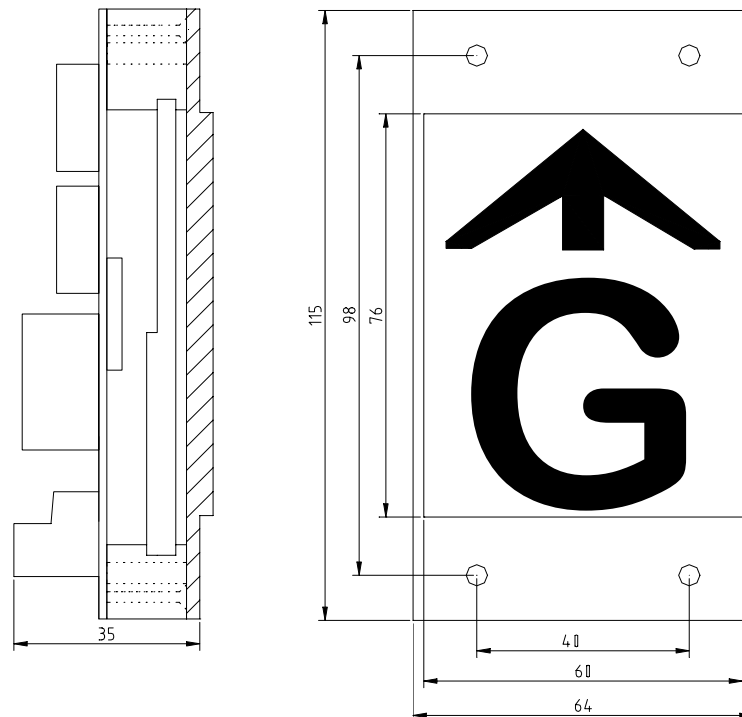
General

Unit supplied loose with a drilled & rebated Polycarbonate lens (5mm thick, clear) & fixing spacers

Optional Items

- Electronic chime
- Stainless steel faceplate & mild steel backbox
- Angled stainless steel surface mount enclosure

THIS UNIT CONNECTS ONTO OUR 4-WIRE NETWORK; THEREFORE, A CONTROL UNIT MUST BE ORDERED FOR EACH LIFT

MFLCD35V**Faceplate Cut-Out: 76(h) x 60(w) mm****Fixings: 4x M3x25mm studs****Description**

Full colour TFT LCD display: 256,000 colours, 60(w) x 76(h) viewing area, 320x240 pixel resolution, wide viewing angle: 140 degrees (left to right), high brightness: 400cd/m²

Compact design; same fixings as MFDU50-2(A) dot matrix indicator.

Huge choice of background, floor character and message colour combinations along with variety of font designs.

Standard Floor Library

0 to 31, A to Z, -1 to -8, B1 to B8
LB, UB, SB, LG, UG, LM, UM, MZ, SL, CP, GR, 04, 03, 02, 01

Standard Features

Double character position
Override hall lantern arrows
Out of service symbol
Vertical scrolling floor changes & messages

Switch Selectable Features

Scrolling running arrow inserted between roll-over floor changes
Hall lantern floor designations
Landing or car indicator function
Electronic chime volume

Electrical Detail

Continuous power supply: 12vdc to 37vdc or 12vac to 24vac
Power supply consumption: 240mA @12vdc

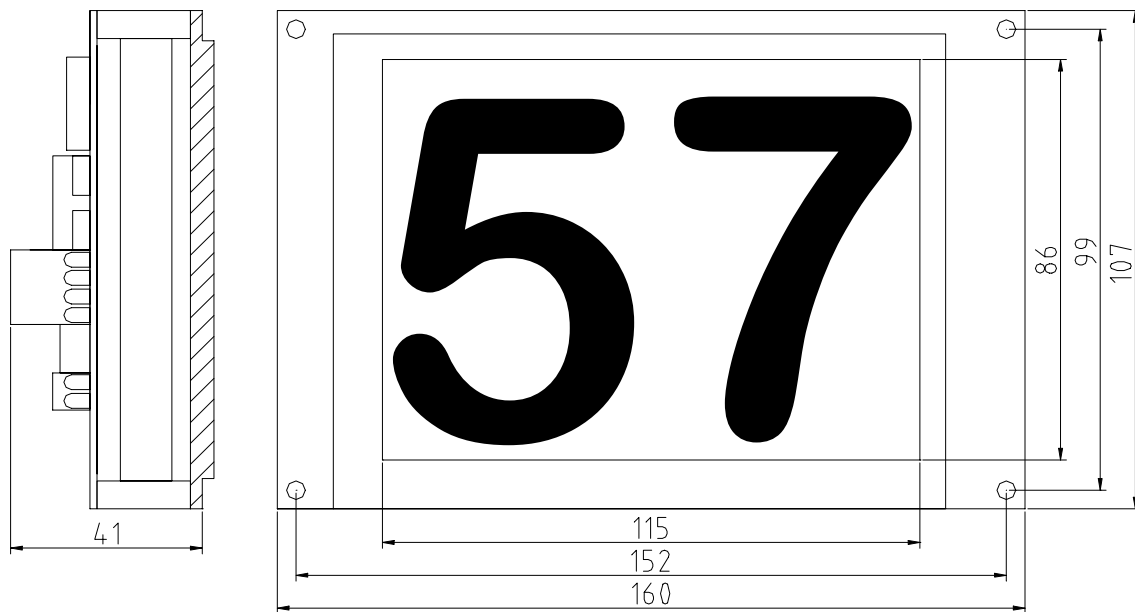
General

Unit supplied loose with a drilled & rebated Polycarbonate lens (5mm thick, clear) & fixing spacers

Optional Items

Electronic chime
Stainless steel faceplate & mild steel backbox
Angled stainless steel surface mount enclosure

THIS UNIT CONNECTS ONTO OUR 4-WIRE NETWORK; THEREFORE, A CONTROL UNIT MUST BE ORDERED FOR EACH LIFT

MFLCD57**Faceplate Cut-Out: 94h) x 124(w) mm****Fixings: 4x M3x30mm studs****Description**

Full colour TFT LCD display: 256,000 colours, 115(w) x 86(h) viewing area, 320x240 pixel resolution, wide viewing angle: 140 degrees (left to right), high brightness: 600cd/m²

Huge choice of background, floor character and message colour combinations along with variety of font designs.

Standard Floor Library

0 to 31, A to Z, -1 to -8, B1 to B8
LB, UB, SB, LG, UG, LM, UM, MZ, SL, CP, GR, 04, 03, 02, 01

Standard Features

- Double character position
- Override hall lantern arrows
- Out of service symbol
- Horizontal scrolling messages
- Vertical scrolling (floor changes)
- Time & Date (Car Mode – if fitted) with summer/winter time correction

Switch Selectable Features

- Scrolling running arrow inserted between roll-over floor changes
- Hall lantern floor designations
- Landing or car indicator function
- Electronic chime volume
- Time/Date setting – if fitted

Electrical Detail

Continuous power supply: 12vdc to 37vdc or 12vac to 24vac
Power supply consumption: 240mA @12vdc

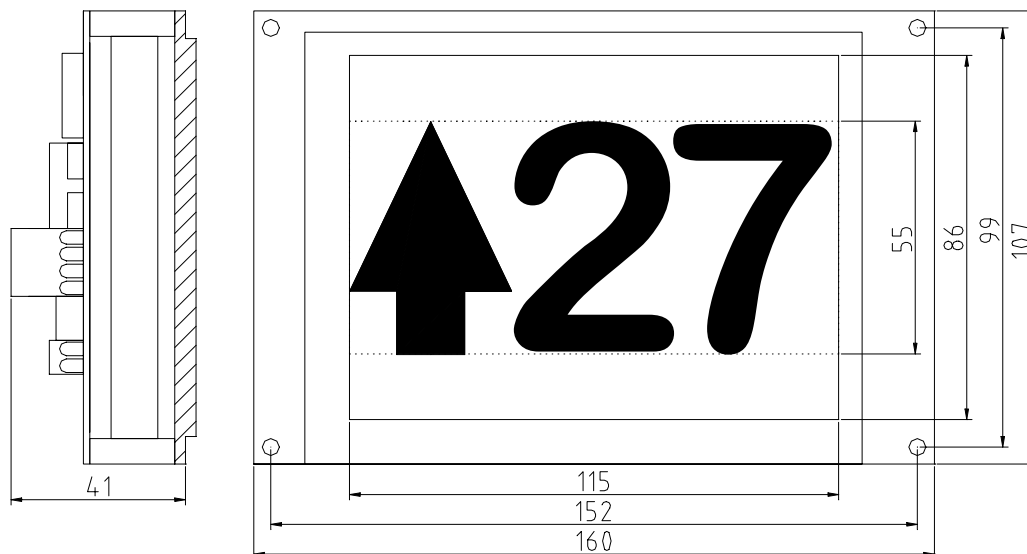
General

Unit supplied loose with a drilled & rebated Polycarbonate lens (5mm thick, clear) & fixing spacers

Optional Items

- Electronic chime
- Stainless steel faceplate & mild steel backbox
- Angled stainless steel surface mount enclosure

THIS UNIT CONNECTS ONTO OUR 4-WIRE NETWORK; THEREFORE, A CONTROL UNIT MUST BE ORDERED FOR EACH LIFT

MFLCD57-3H**Faceplate Cut-Out: 94h) x 124(w) mm****Fixings: 4x M3x30mm studs****Description**

Full colour TFT LCD display: 256,000 colours, 115(w) x 86(h) viewing area, 320x240 pixel resolution, wide viewing angle: 140 degrees (left to right), high brightness: 600cd/m²

Huge choice of background, floor character and message colour combinations along with variety of font designs.

Standard Floor Library

0 to 31, A to Z, -1 to -8, B1 to B8
LB, UB, SB, LG, UG, LM, UM, MZ, SL, CP, GR, 04, 03, 02, 01

Standard Features

Double character position with simultaneous running arrows
Override hall lantern arrows
Out of service symbol
Horizontal scrolling messages
Vertical scrolling

Switch Selectable Features

Hall lantern floor designations
Landing or car indicator function
Electronic chime volume

Electrical Detail

Continuous power supply: 12vdc to 37vdc or 12vac to 24vac
Power supply consumption: 240mA @12vdc

General

Unit supplied loose with a drilled & rebated Polycarbonate lens (5mm thick, clear) & fixing spacers

Optional Items

Electronic chime
Stainless steel faceplate & mild steel backbox
Angled stainless steel surface mount enclosure

THIS UNIT CONNECTS ONTO OUR 4-WIRE NETWORK; THEREFORE, A CONTROL UNIT MUST BE ORDERED FOR EACH LIFT

Standard Colour Options for MFLCD35-2 Display Unit

(version with two characters & no simultaneous running arrow)

	Colour Combinations										
Floor Character	WHITE	BLACK	BLUE	WHITE	BLUE	WHITE	RED = DOWN GREEN = UP	RED = DOWN GREEN = UP	YELLOW	YELLOW	AMBER
Background	BLACK	WHITE	WHITE	BLUE	BLACK	RED = DOWN GREEN = UP	BLACK	WHITE	BLACK	BLUE	BLACK
<i>TICK BOX FOR COLOUR CHOICE</i>											

NOTES: Messages are in the same colour as the floor character

Standard Colour Options for MFLCD35-2A Display Unit

(version with single character & simultaneous running arrow)

	Colour Combinations							
Floor Character	WHITE	BLACK	BLUE	WHITE	BLUE	YELLOW	YELLOW	AMBER
Background	BLACK	WHITE	WHITE	BLUE	BLACK	BLACK	BLUE	BLACK
<i>TICK BOX FOR COLOUR CHOICE</i>								

NOTES: Arrows are: RED for DOWN and GREEN for UP

Messages are in the same colour as the floor character

Custom Colour Options for MFLCD35-2(A) Display Unit

	Colour Combinations
Floor Character	
Background	

NOTE: If possible, samples of custom colours should be emailed or posted to avoid errors.

If sample colours are not sent variations may occur.

Standard Colour Options for MFLCD57-2 Display Unit

(version with two characters & no simultaneous running arrow)

	Colour Combinations										
Floor Character	WHITE	BLACK	BLUE	WHITE	BLUE	WHITE	RED = DOWN GREEN = UP	RED = DOWN GREEN = UP	YELLOW	YELLOW	AMBER
Background	BLACK	WHITE	WHITE	BLUE	BLACK	RED = DOWN GREEN = UP	BLACK	WHITE	BLACK	BLUE	BLACK
<i>TICK BOX FOR COLOUR CHOICE</i>											

NOTES: Messages are in the same colour as the floor character

Standard Colour Options for MFLCD57-2A Display Unit

(version with single character & simultaneous running arrow)

	Colour Combinations							
Floor Character	WHITE	BLACK	BLUE	WHITE	BLUE	YELLOW	YELLOW	AMBER
Background	BLACK	WHITE	WHITE	BLUE	BLACK	BLACK	BLUE	BLACK
<i>TICK BOX FOR COLOUR CHOICE</i>								

NOTES: Arrows are: RED for DOWN and GREEN for UP

Messages are in the same colour as the floor character

Custom Colour Options for MFLCD57-2(A) Display Unit

	Colour Combinations
Floor Character	
Background	

NOTE: If possible, samples of custom colours should be emailed or posted to avoid errors.
If sample colours are not sent variations may occur.

Standard Colour Options for MFLCD57-3 Display Unit
 (version with two characters & simultaneous running arrow)

	Colour Combinations							
Floor Character	WHITE	BLACK	BLUE	WHITE	BLUE	YELLOW	YELLOW	AMBER
Background	BLACK	WHITE	WHITE	BLUE	BLACK	BLACK	BLUE	BLACK
<i>TICK BOX FOR COLOUR CHOICE</i>								

NOTES: Arrows are: RED for DOWN and GREEN for UP
Messages are in the same colour as the floor character

Custom Colour Options for MFLCD57-3 Display Unit

	Colour Combinations
Floor Character	
Background	

NOTE: If possible, samples of custom colours should be emailed or posted to avoid errors.
If sample colours are not sent variations may occur.