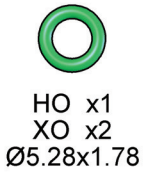


V x1



HO x1  
XO x2  
Ø5.28x1.78



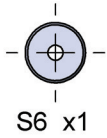
EO x1  
Ø3.5x1.5



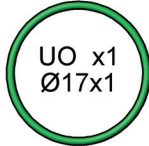
YO x2  
Ø10x1



MO x1  
Ø26x2

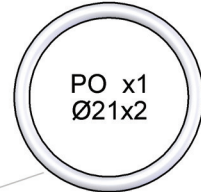


S6 x1



UO x1  
Ø17x1

O-ring template 1:1  
O-Ring Schablone 1:1

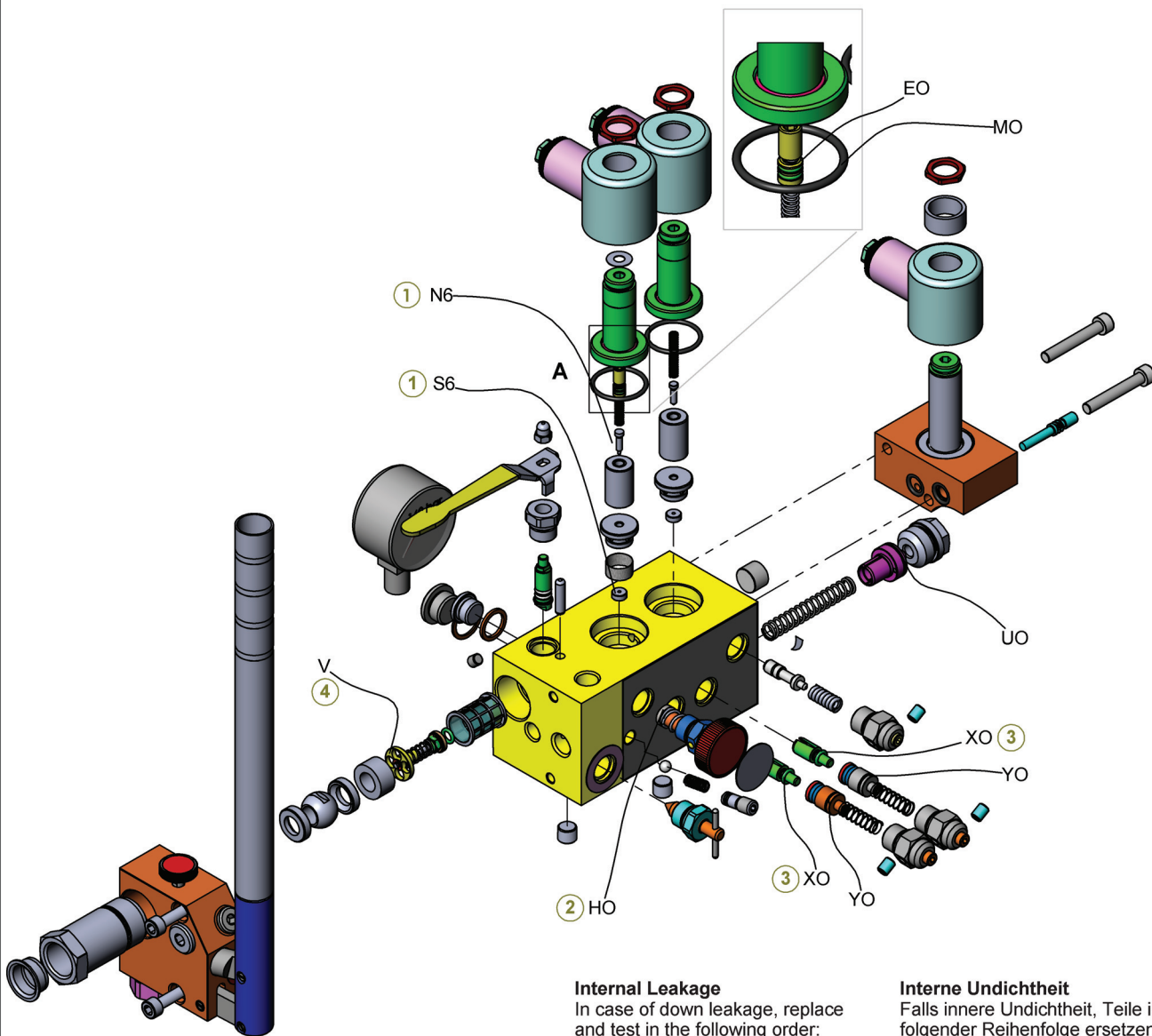


PO x1  
Ø21x2



N6 x1

For Pressure gauge block - Old model  
Für Manometerblock - Alte Ausführung



**Internal Leakage**

In case of down leakage, replace and test in the following order:  
S6 & N6, HO, XO and V complete (2x XO with KV2).

**Interne Undichtheit**

Falls innere Undichtheit, Teile in folgender Reihenfolge ersetzen  
S6 & N6, HO, XO u. V komplett (2x XO bei KV2).

Freitag, 25. September 2015 10:12:58



Werkstoff: Dichtsatz KV 1/2"		Datum	Name	Maßstab 1:1	Benennung: OL KV 1/2 seal set OL KV 1/2 Dichtsatz
	gez	01.09.2015	BLAIN		
	gepr.	01.09.2015	BLAIN		
Rohmaße:					

Art Nr. 102211
-------------------

C:\Blain\Ersatzteile\2d\