

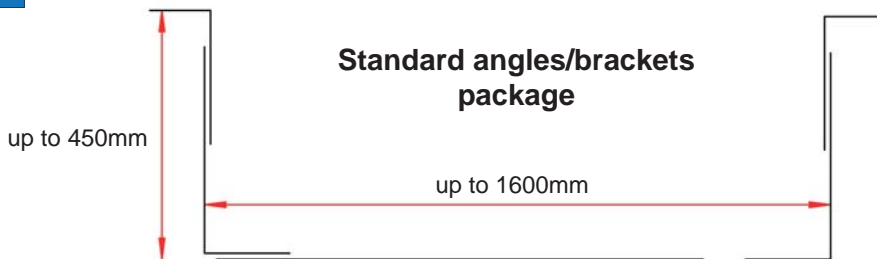
Universal counterweight cover

Construction according to EN81 and EN294



High form stability due to three surrounding brackets and 1.5mm thick galvanised perforated sheet panels.

Due to the adjustable angles and brackets as well as the corresponding perforated sheets the counterweight cover virtually fits in every concrete lift shaft.



The depth and the width of the fastening angles and brackets are universally adjustable.

The delivery is effected in manageable packages. The transport to the building site is possible with a regular estate car.



Quick mounting
with galvanised perforated sheet panels 8x8.
Panel dimensions:
2.2m x 0.31m
2.2m x 0.15m

According to EN81-1 5.6.1 the counterweight cover is 2.5m high. Between the ground and the cover there should be a distance of 0.3m.



Mounting advice: To mount this cover a water level, a drilling machine and a portable ladder are required. In some cases a cut-off grinder is needed additionally. (Portable ladder see page 148).

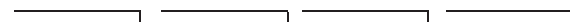


© 10/2009

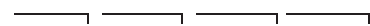
Scope of delivery

Standard package:
Angles, brackets, screw and dowel set
for:
Width up to 1600mm
Depth up to 450mm



including:



4 panels of 2.2m x 0.31m



4 panels of 2.2m x 0.15m



A detailed mounting instruction is included in delivery.


Art.no.	Counterweight cover Standard package
78550	Counterweight cover-VK-SP

Accessories

Art.no.	Single panel 2.2m x 0.31m
78551	Single panel 310

Art.no.	Single panel 2.2m x 0.15m
78552	Single panel 150

Art.no.	Single angle/bracket package
78553	Counterweight-VK-WB-package



Shaft separation



Wire netting, hot-dip galvanised


Art.no.	Description
7600	Wire netting 40x40, width 80cm PU25m
7601	Wire netting 40x40, width 100cm PU25m
7602	Wire netting 40x40, width 125cm PU25m
7603	Wire netting 40x40, width 150cm PU25m
7604	Wire netting 40x40, width 175cm PU25m
7605	Wire netting 40x40, width 200cm PU25m

Compact bolt cutter

Brand Knippex



Art.no.	Description
78880	Compact bolt cutter



Attention! Danger of crushing in shaft separation! Dimensions: 210 x 148mm


Art.no.	Description	PU
50271	Pictogram warning sign Danger of crushing in shaft separation	1

Fixation kit for wire netting

for the fixation at U-profile or C-profile steel beams by means of beam clamps

Art.no.	Description
83437	Fixation kit for wire netting PU10

Variant 1



Tension wire d= 3mm, length= 110m

Art.no.	Description
7607	Tension wire PU110m

Tightener for 3mm tension wire

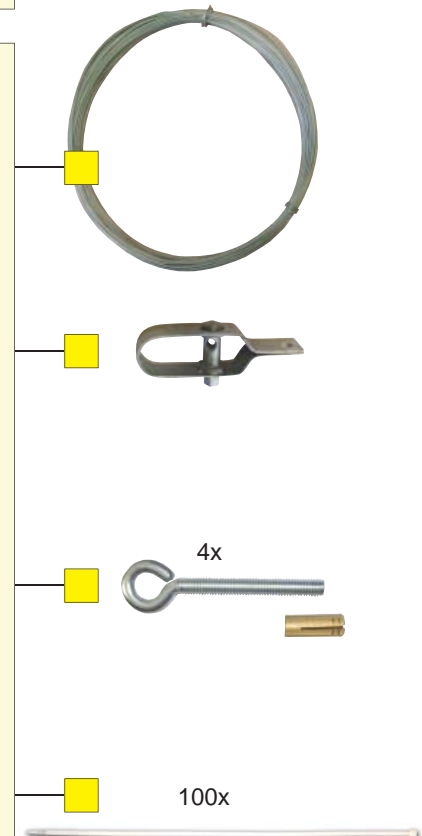
Art.no.	Description
7606	Tightener

Set of tenterhooks

including: 4 pcs. tenterhooks M10x80
4 pcs. brass dowels M10

Art.no.	Description
52000	Set of tenterhooks

Variant 2



Ties, extra long

for fastening the wire netting at the intermediate beams in the lift shaft


Art.no.	Description
51129	Ties 780x9.0mm PU100



© 10/2009

Shaft wall panelling

according to EN81-1 paragraph 11





with pre-cut holes

The horizontal distance between the car and the shaft wall opposite to the car entrance must not exceed 0.15m.

The distance may be 0.2m, if the height of the distance does not exceed 0.5m.

If these dimensions are exceeded, a shaft wall panelling is necessary.

The shaft wall panelling consists of 1.5mm hot-dip galvanised sheet steel and it is available in two sizes. The sheet metals can be stacked into each other and therefore can be transported simply.



Art.no.	Description
78555	Shaft wall panelling TB 1000mm
78556	Shaft wall panelling TB 1500mm

63558	Special nail dowels 6x40 for the shaft wall panelling	PU 100
-------	---	--------



© 10/2009

