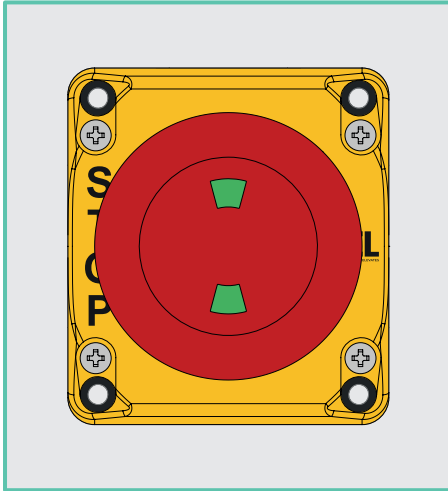



Technical features: EL AN21523-Y116



Housing

Shockproof, self-extinguishing technopolymer cover. UV resistant and double insulated: 

2 lateral knock-out entries: M20 - M25 - PG13.5 - 1/2 NPT

2 lateral knock-out entries: M20 - PG13.5 - 1/2 NPT

2 knock-out entries at bottom: M16 - PG11

Base colour: Black RAL 9005

Cover colour: Yellow RAL 1023

Material of the screws: Zinc-plated steel; stainless steel available on request

Protection degree acc. to EN 60529: IP54 with cable gland of equal or higher protection degree

General data:

Ambient temperature: -25°C ... +80°C

Cover screw tightening torque: 1 ... 1.4 Nm

Tightening torque of the fixing rings: 2.5 ... 3 Nm (emergency stop button)

General data of the emergency stop button:

Safety parameter B_{10D} : 600.000

Mechanical endurance: 300.000 operating cycles

Max. actuation frequency: 3600 operating cycles/hour

Actuation travel: 4 mm

Actuating force: 30 N

Actuating force at limit of travel: 18,5 N (without contacts)

Maximum travel: 9 mm

General data of the contact blocks:

Mechanical endurance: 20 million operating cycles

Max. actuation frequency: 3600 operating cycles/hour

Switching force of the contacts: 2.9 N

Actuating force at limit of travel: 5 N

Positive opening force: 17 N

Actuation speed: min. 1 mm/s

max. 0.5 mm/s

Safety parameter B_{10D} : 40.000.000 (NC)

Material of the contacts: silver contacts

Contact type: "V-shape" self-cleaning contacts with quadruple contact point

Cable cross section: min. 1 x 0.34 mm² (1 x AWG 22)

max. 2 x 1.5 mm² (2 x AWG 16)

Tightening torque: 0.6 ... 0.8 Nm

Cable stripping length: 7 mm

In compliance with standards:

IEC 60947-1, IEC 60947-5-1, EN 60947-5-1, EN 60947-1, IEC 60204-1, IEC 60947-5-5, EN 60947-5-5, EN 60204-1, EN ISO 14119, IEC 60529, EN 60529, EN IEC 63000, EN 81-20, EN 81-50, UL 508, CSA C22.2 No.14, GB/T14048.5

Quality marks (housing):



EAC approval: RU C-IT.YT03.B.00035/19

Contact block quality marks:



IMQ approval: CA02.04805

UL approval: E131787

CCC approval: 2024010305656749

EAC approval: RU Д-IT.PA07.B.37848/24

Emergency stop button quality marks:



IMQ approval:

- Low Voltage Directive: CA02.04805

- Machinery Directive: CA02.07001

UL approval: E131787

EAC approval: RU Д-IT.PA07.B.37848/24

Compliance with the requirements of:

Machinery Directive 2006/42/EC,

Low Voltage Directive 2014/35/EU,

EMC Directive 2014/30/EU, Lift Directive 2014/33/EU,

RoHS Directive 2011/65/EU

Positive contact opening in conformity with standards:

IEC 60947-5-1, EN 60947-5-1

Electrical data

Thermal current (I_{th}):	10 A
Rated insulation voltage (U_i):	250 Vac/dc
Protection against short circuits:	type gG/gL fuse 10 A 500 V
Rated impulse withstand voltage (U_{imp}):	4 kV
Pollution degree:	3

Utilization categories

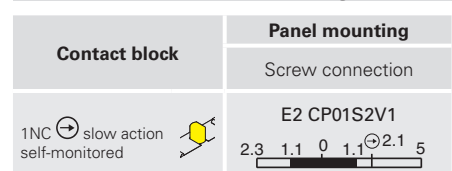
Alternate current: AC15 (50÷60 Hz)				
U_e (V)	24	48	120	250
I_e (A)	6	6	6	6
Direct current: DC13				
U_e (V)	24	48	125	250
I_e (A)	2.5	1.3	0.6	0.3

Features approved by IMQ (Emergency stop button)

Protection degree: IP67, IP69K
Compatible NC contact blocks: E2 CP01G2V●, E2 CF01G2V●, E2 CP01K2V●, E2 CF01K2V●, E2 CP01G2S●, E2 CP01K2S●, E2 CP01G2M●, E2 CF01G2M●, E2 CP01K2M●, E2 CF01K2M●, E2 CP01S2V●, E2 CF01S2V●, E2 CP11G2V●, E2 CF11G2V●, E2 CP02G2V●, E2 CF02G2V●

In compliance with standards: EN 60947-1:2007 + A1:2011 + A2:2014; EN 60947-5-1:2017 + AC:2020-05; EN 60947-5-5:1997 + A1:2005 + A11:2013 + A2:2017.

Contact block travel diagram



Features approved by UL (Housing)

Electrical Ratings: A600 pilot duty (720 VA, 120-600 V ac)
Q300 pilot duty (69 VA, 125-250 V dc)

For contact block series E2 C provided with clamping screw terminals: use 60 or 75 °C copper (Cu) conductor and wire size range 14-20 AWG, stranded or solid. The terminal tightening torque of 7.1 Lb In (0.8 Nm).

For contact block series E2 C provided with screw less type terminals: use 60 or 75 °C copper (Cu) conductor and wire size range 16-24 AWG, stranded. These terminals are suitable also for stranded conductors prepared with ZMLF ferrules. Recommended stripping length: 8 mm.

Features approved by IMQ (Housing)

Rated insulation voltage (U_i): 500 V
Conventional free air thermal current (I_{th}): 10 A
Thermal current inside housing (I_{th}): 10 A
Rated impulse withstand voltage (U_{imp}):
– Screw terminals or solder terminals 8 kV;
– Terminals without screw 6 kV.
Protection degree of the housing:
– Screw terminals or terminals without screw IP20;
– Solder terminals IP00;
– Screw terminals with dust protection cap, panel mounting only IP20.

Terminals: screw terminals, solder terminals, without screw
Utilization category: AC15
Operating voltage (U_e): 400 Vac (50/60 Hz)
Operating current (I_e): 3 A
Forms of the contact element: X, Y
Positive opening of contacts on contact blocks 01G, 01K
In compliance with standards: EN 60947-1, EN 60947-5-1, fundamental requirements of the Low Voltage Directive 2014/35/EU.

Features approved by UL (Single contact blocks)

Electrical ratings: A300 pilot duty (720 VA, 120-240 V ac)
Q300 pilot duty (69 VA, 125-250 V dc)

Note:
Use 60 or 75 °C copper (Cu) conductor and wire size range 16-22 AWG, stranded or solid.
The terminal tightening torque of 7.1 Lb In (0.8 Nm).

Features approved by IMQ (Single contact blocks)

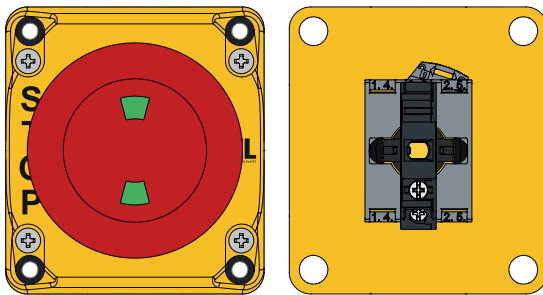
Rated insulation voltage (U_i): 250 V
Conventional free air thermal current (I_{th}): 10 A
Rated impulse withstand voltage (U_{imp}): 4 kV
Protection degree of the housing: IP20
Utilization category: AC-15
Operating voltage (U_e): 250 Vac (50/60 Hz)
Operating current (I_e): 6 A

Forms of the contact element: Y
Positive opening of contacts on contact blocks 01S
In compliance with standards: EN 60947-1, EN 60947-5-1, fundamental requirements of the Low Voltage Directive 2014/35/EU.

EL AN21523-Y116

DEVICES

CONTACTS



Emergency stop button

Push-pull release, windowed, red, yellow body with green indication
Code: E2 1PEPF6731

1 x 1NC code E2 CP01S2V1

Dimensions (mm)

