



POSITION SWITCHES



ROLLER PIN CONTACT R 1

ROLLER PIN CONTACT R 1 - V





PIN-TYPE CONTACT  
WITH SPRING RETURN SF 1

PIN-TYPE CONTACT  
WITHOUT SPRING S 1



PIN-TYPE CONTACT  
WITH SPRING RETURN SF 1 - K

ROLLER LEVER CONTACT H 2



Please forward full details for a layout drawing and full quotation

TEL: 0116 266 2241

E-Mail: sales@elevatorequipment.co.uk



FAX: 0116 266 2242

www.elevatorequipment.co.uk

FREE  
CARRIAGE

(S.T.C)